

**Phase 1**

**Duplex Apartments:**  
 6 x 2 bed garden apartments  
 6 x 3 bed duplex apartments

**Corner Blocks:**  
 (3 no. 5 units blocks):  
 1 bed - 3  
 2 bed - 6  
 3 bed - 6

**Houses:**  
 E2 (3 bed) - 3  
 F1 (4 bed) - 1  
 L1 (4 bed) - 2  
 N1 (3 bed) - 6  
 N2 (3 bed) - 8  
 N4 (3 bed) - 10  
 N5 (3 bed) - 17  
 N7 (2 bed) - 1  
 N8 (4 bed) - 4  
 N8A (4 bed) - 1

3 x 1 bed units  
 13 x 2 bed units  
 56 x 3 bed units  
 8 x 4 bed units

**80 Units Total**

**Phase 2**

**Corner Blocks:**  
 (3 no. 5 units blocks  
 and 2 no. 8 units  
 blocks):

1 bed - 11  
 2 bed - 14  
 3 bed - 6

**Houses:**  
 E2 (3 bed) - 12  
 F1 (4 bed) - 4  
 F2 (4 bed) - 1  
 F3 (4 bed) - 3  
 N1 (3 bed) - 17  
 N2 (3 bed) - 40  
 N3 (3 bed) - 4  
 N4 (3 bed) - 6  
 N5 (3 bed) - 9  
 N7 (2 bed) - 9  
 N8 (4 bed) - 1  
 L1 (4 bed) - 2  
**Creche**

11 x 1 bed units  
 23 x 2 bed units  
 94 x 3 bed units  
 11 x 4 bed units

**139 Units Total**

**Phase 3**

**Apartments:**  
 15 x 1 bed apartments  
 17 x 2 bed apartments

**Corner Blocks:**  
 (2 no. 5 units blocks):  
 1 bed - 2  
 2 bed - 4  
 3 bed - 4

**Houses:**  
 E2 (3 bed) - 7  
 F1 (4 bed) - 5  
 F2 (4 bed) - 1  
 L1 (4 bed) - 6  
 N1 (3 bed) - 16  
 N2 (3 bed) - 33  
 N3 (3 bed) - 5  
 N4 (3 bed) - 2  
 N5 (3 bed) - 13  
 N7 (2 bed) - 4  
 N8 (4 bed) - 1

17 x 1 bed units  
 25 x 2 bed units  
 80 x 3 bed units  
 13 x 4 bed units

**135 Units Total**

**Phase 4**

**Apartments:**  
 8 x 1 bed apartments  
 32 x 2 bed apartments

**Duplex Apartments:**  
 9 x 2 bed garden apartments  
 9 x 3 bed duplex apartments

**Houses:**  
 N2 (3 bed) - 2  
 N7 (2 bed) - 4

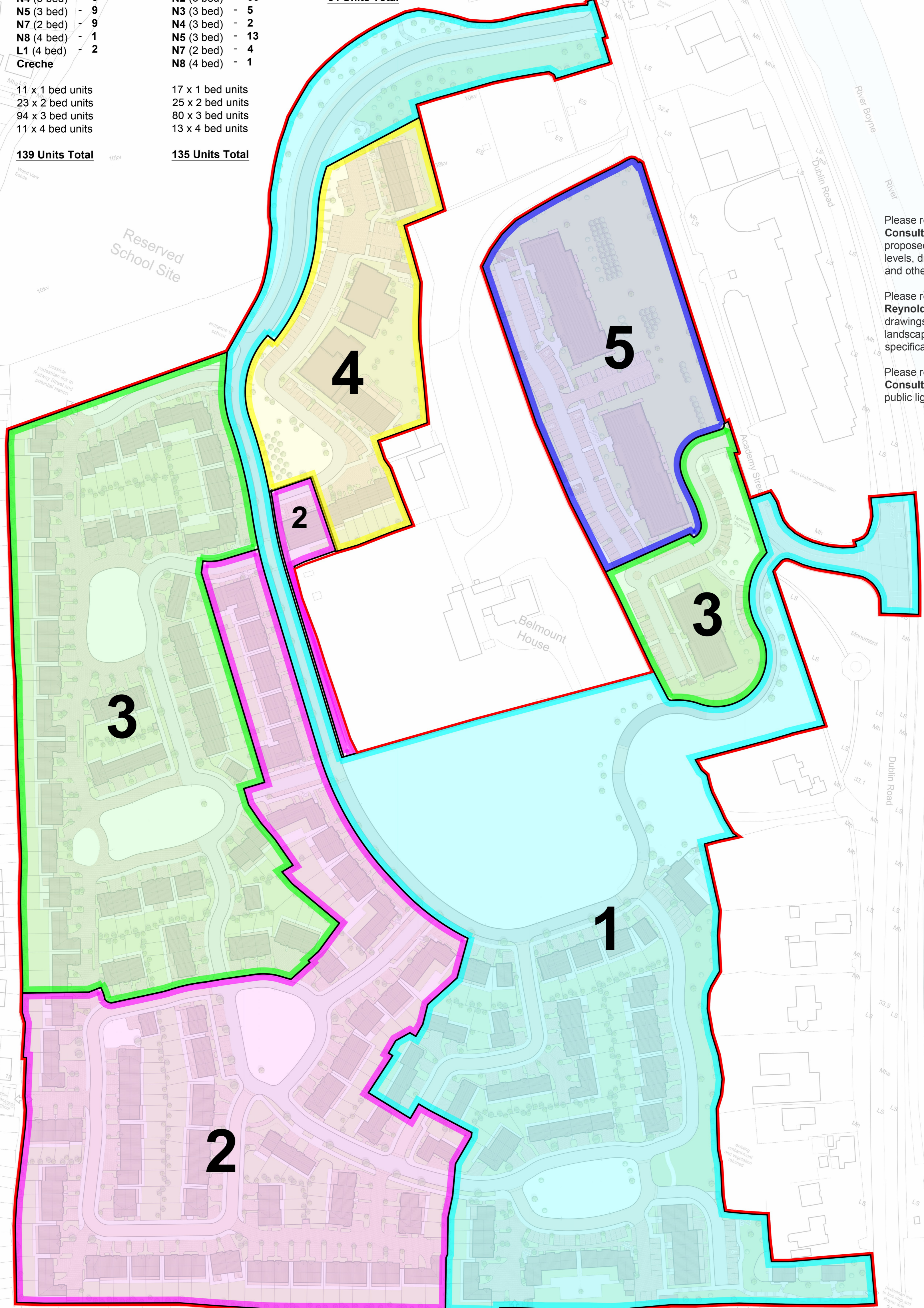
8 x 1 bed units  
 45 x 2 bed units  
 11 x 3 bed units

**64 Units Total**


**Phase 5**

**Apartments:**  
 23 x 1 bed apartments  
 103 x 2 bed apartments

**126 apartments total**  
**126 Units Total**



This drawing is copyright:  
 1. Do not scale this drawing.  
 2. Errors and omissions to be immediately notified to the Architect.  
 3. All dimensions to be checked on site.

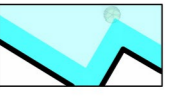

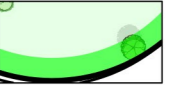
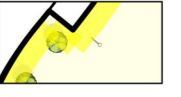



© Ordnance Survey Ireland and  
 Government of Ireland  
 Licence No. AR003819  
 Sheet No's: MH025, MH031, 9900-21

Please refer to **Cronin & Sutton Consulting Engineers'** drawings for proposed finished floor levels, road levels, drainage and attenuation details and other engineering works.

Please refer to **Cunnane Stratton Reynolds Land Planning & Design** drawings for surface finishes, landscaping details, planting details and specification and boundary details.

Please refer to **Morley Walsh Consulting Engineers'** drawings for public lighting layout.

-  Phase 1
-  Phase 2
-  Phase 3
-  Phase 4
-  Phase 5

revisions	description	date info
	Site Layout Phasing	1828 P 110
	Development at Academy Street Navan	scale: 1:1000 A1 1:2000 A2 date: Nov/19 drawn: ML checked: ML
	client	Coindale Ltd.
	issue	Planning
	<b>CONROY CROWE KELLY ARCHITECTS</b> 65 MERRION SQUARE DUBLIN 2 PHONE: 6613990   FAX: 6765715 E-MAIL: info@ckck.ie	